

Scaled data based on original data using
LM-79-08 Approved Method: Electrical and Photometric Measurements of Solid-
State Lighting Products

Test Report Prepared for
Cooper Lighting Solutions
(formerly Eaton)

Brand: STREETWORKS

Report Number: P191504

Luminaire Tested: **GAN-AF-06-LED-U-T3R-1200-ADJ**

Issue Date: 3/3/2020

Test Information

Test Method: LM-79-08
Report Number: P191504
TEST IS SCALED FROM IESNA LM-79-08 TEST DATA (P40129)
Test Lab: INNOVATION CENTER P2
Issue Date: 3/3/2020
Manufacturer: COOPER LIGHTING SOLUTIONS (FORMERLY EATON)
Product Line: STREETWORKS
Catalog Number: GAN-AF-06-LED-U-T3R-1200-ADJ
Description: GALLEON AREA AND ROADWAY LUMINAIRE
(6) 70 CRI, 4000K, 1200mA LIGHTSQUARES WITH 16 LEDS EACH AND TYPE III
ROADWAY OPTICS
Light Source: -
Ballast/Driver: ELECTRONIC DRIVER

Summary

Lumens per Lamp: N/A
Luminaire Lumens: 40846.4 lumens
Efficiency: N/A
Efficacy: 106.9 lumens/watt
Luminous Opening: Rectangular (W 1.5' x L: 1' x H: 0')
IES Classification: Type III - Short - Full Cutoff
BUG Rating: B3 - U0 - G5

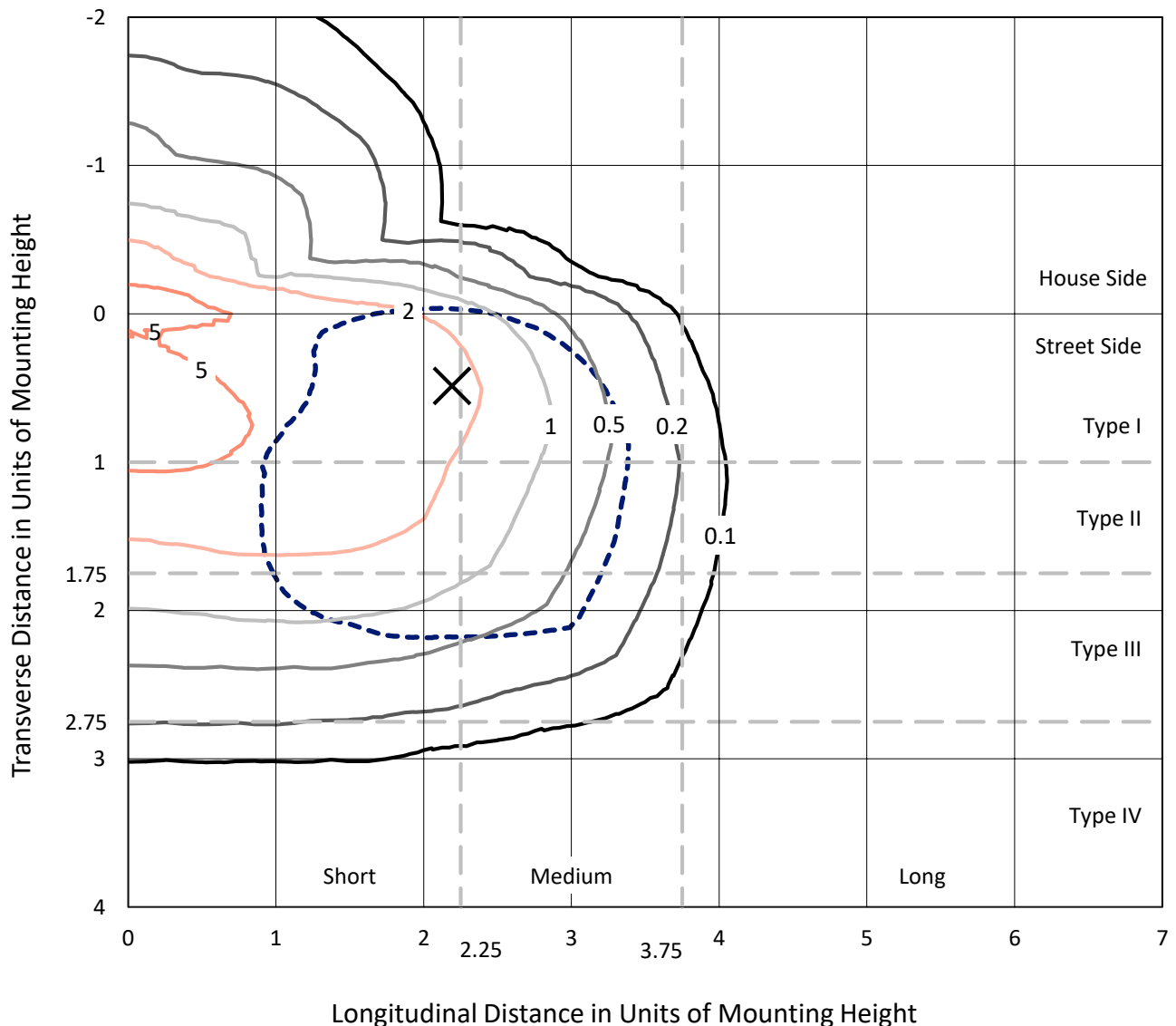
Input Watts (W): 382
Input Voltage (V): NR
Input Current (Ain): NR
Voltage Rise (V): NR
Power Factor: NR
Total Harmonic Distortion (THDi): NR
Frequency (hertz): 60
Stabilization Time: NR
Operation Time: NR
Ambient Temperature (°C): NR
Test Distance: 28.75 FT



REPORT NUMBER: P191504
 CATALOG NUMBER: GAN-AF-06-LED-U-T3R-1200-ADJ

Iso-Footcandle Lines of Horizontal Illumination

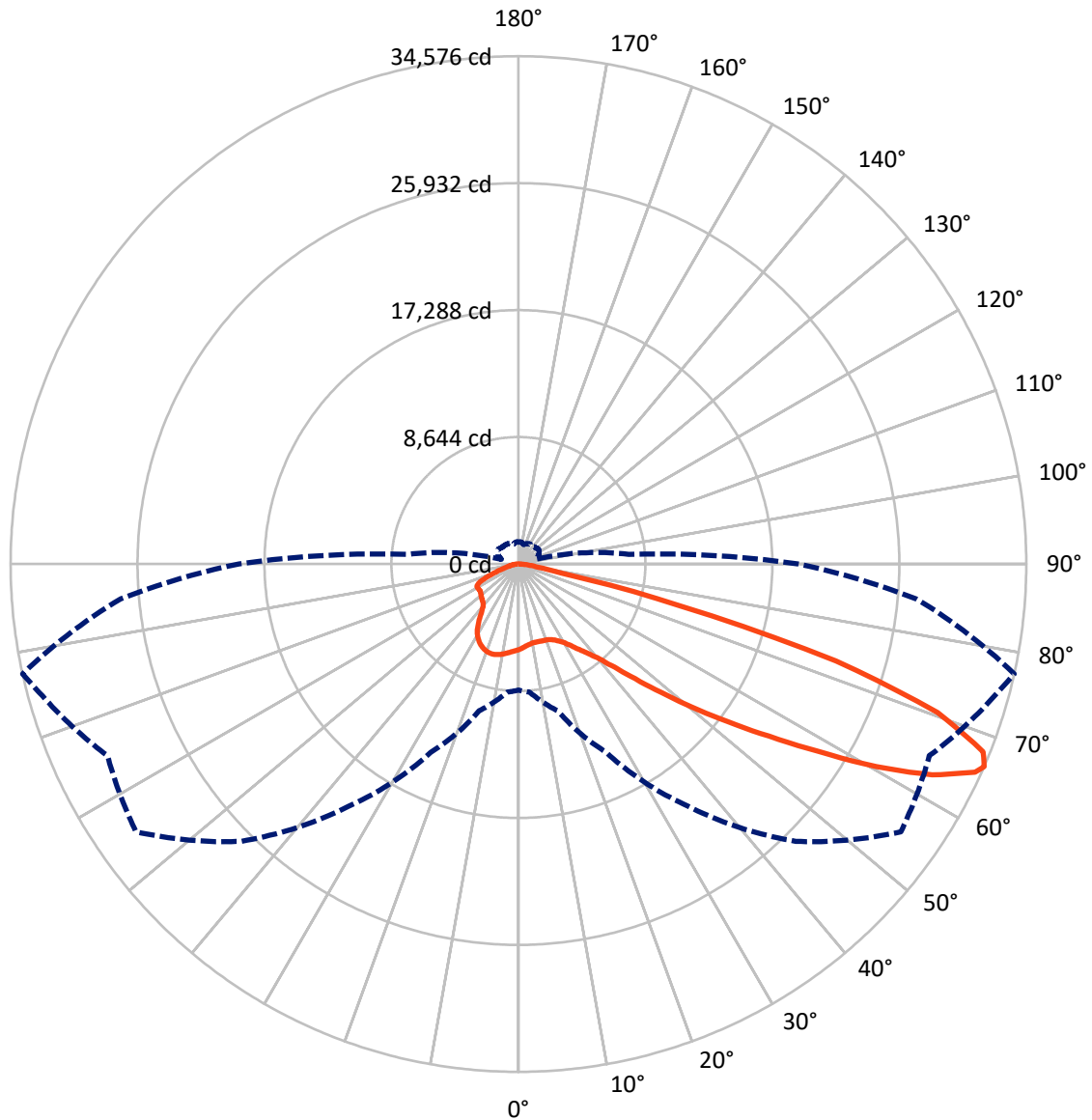
× Max cd
 - - - 1/2 Max cd



Based on 30 foot mounting height. Maximum calculated value = 8 fc
 Type III - Short - Full Cutoff

REPORT NUMBER: P191504
CATALOG NUMBER: GAN-AF-06-LED-U-T3R-1200-ADJ

Luminous Intensity Polar Plot



— Vertical Plane Through 77.5-Deg Lateral - - - Horizontal Cone Through 66-Deg Vertical



REPORT NUMBER: P191504

CATALOG NUMBER: GAN-AF-06-LED-U-T3R-1200-ADJ

FLUX DISTRIBUTION:

		Downward	Upward	Total
House Side	Lumens	6978.4	0.0	6978.4
	% Fixture	17.1	0.0	17.1
Street Side	Lumens	33868.1	0.0	33868.1
	% Fixture	82.9	0.0	82.9
Total	Lumens	40846.4	0.0	40846.4
	% Fixture	100.0	0.0	100.0

Coefficient of Utilization

ZONAL LUMENS:

Zone	Lumens	% Fixture
0°-10°	520.0	1.3
10°-20°	1467.1	3.6
20°-30°	2503.9	6.1
30°-40°	4008.2	9.8
40°-50°	6192.4	15.2
50°-60°	8782.9	21.5
60°-70°	11749.2	28.8
70°-80°	5102.4	12.5
80°-90°	520.3	1.3
90°-100°	0.0	0.0
100°-110°	0.0	0.0
110°-120°	0.0	0.0
120°-130°	0.0	0.0
130°-140°	0.0	0.0
140°-150°	0.0	0.0
150°-160°	0.0	0.0
160°-170°	0.0	0.0
170°-180°	0.0	0.0
0°-90°	40846.4	100.0
0°-180°	40846.4	100.0



REPORT NUMBER: P191504

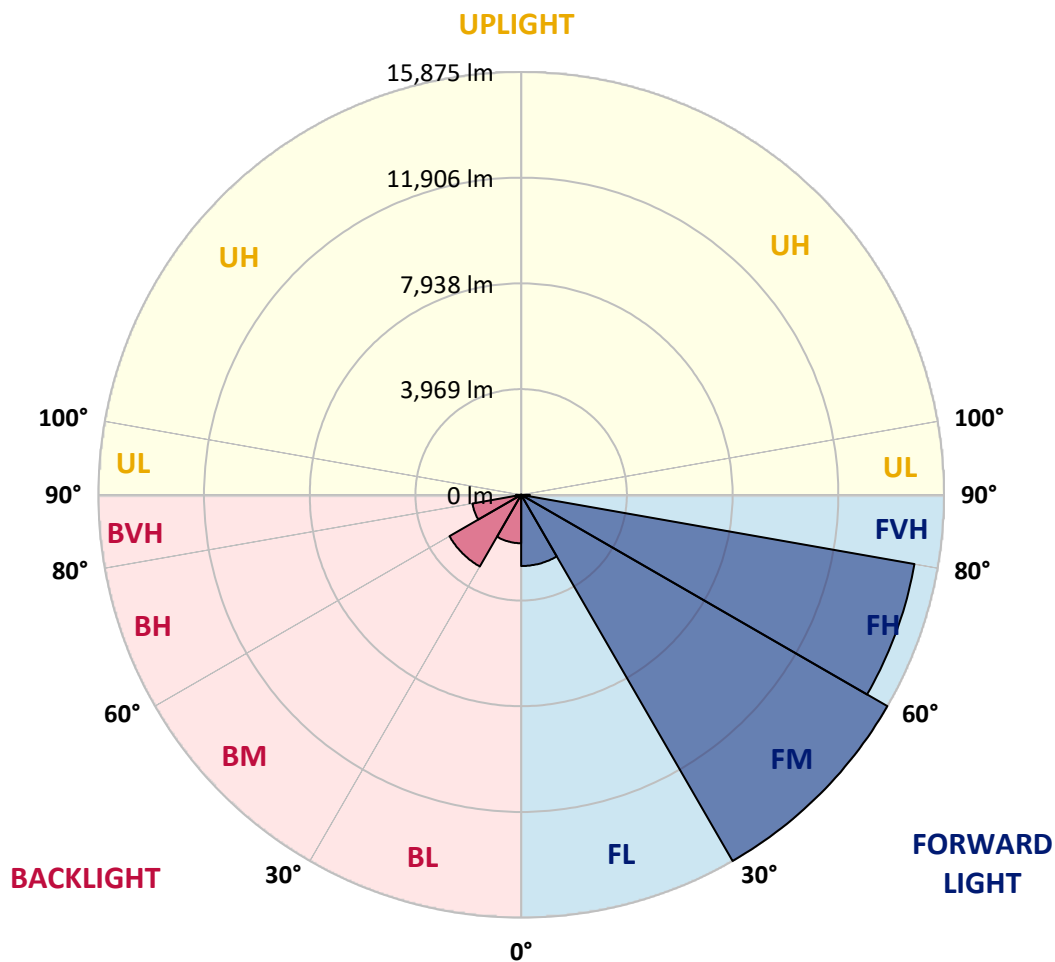
CATALOG NUMBER: GAN-AF-06-LED-U-T3R-1200-ADJ

LUMINAIRE CLASSIFICATION SYSTEM LUMEN TABLE AND BUG RATING:

Zone		Lumens	% Fixture	Zone Rating/Lumen Limit		
				B	U	G
FL	(0°-30°)	2673.6	6.5			
FM	(30°-60°)	15875.1	38.9			
FH	(60°-80°)	14993.1	36.7			G5
FVH	(80°-90°)	326.3	0.8			G3/500
BL	(0°-30°)	1817.4	4.4	B3/2500		
BM	(30°-60°)	3108.5	7.6	B3/5000		
BH	(60°-80°)	1858.5	4.5	B3/2500		G3/2500
BVH	(80°-90°)	194.0	0.5			G2/225
UL	(90°-100°)	0.0	0.0		U0/0	
UH	(100°-180°)	0.0	0.0		U0/0	

BUG Rating: B3-U0-G5

Type III Short





REPORT NUMBER: P191504
 CATALOG NUMBER: GAN-AF-06-LED-U-T3R-1200-ADJ

CANDELA DISTRIBUTION (FULL):

	0°	5°	15°	25°	35°	45°	55°	65°	75°	77.5°	85°
0°	5820.8	5820.8	5820.8	5820.8	5820.8	5820.8	5820.8	5820.8	5820.8	5820.8	5820.8
2.5°	5149.2	5183.9	5212.9	5239.9	5294.0	5382.7	5485.0	5568.0	5687.6	5710.8	5774.5
5°	4676.3	4676.3	4699.5	4740.0	4813.4	4946.6	5085.5	5270.8	5531.3	5593.1	5762.9
7.5°	4446.7	4448.6	4462.1	4496.9	4560.5	4682.1	4834.6	5052.7	5405.9	5508.2	5797.7
10°	4531.6	4512.2	4483.3	4466.0	4475.6	4547.0	4691.8	4934.9	5328.7	5459.9	5874.8
12.5°	5006.3	4969.7	4869.3	4736.2	4608.8	4556.6	4641.6	4879.0	5295.8	5448.3	5977.1
15°	5782.2	5766.8	5579.6	5303.6	4994.8	4736.2	4678.3	4857.8	5299.7	5461.8	6098.7
17.5°	6755.0	6733.7	6486.6	6085.2	5581.5	5077.7	4807.6	4875.1	5313.2	5485.0	6216.5
20°	7737.3	7671.6	7405.3	6926.7	6280.1	5542.9	5021.8	4919.5	5330.6	5510.1	6339.9
22.5°	8470.6	8416.6	8177.3	7712.2	6967.2	6081.3	5309.3	4996.7	5386.6	5583.5	6492.5
25°	9115.3	9119.1	8881.8	8432.1	7662.0	6652.7	5679.9	5203.2	5529.4	5733.9	6700.8
27.5°	9912.4	9866.1	9644.1	9198.3	8349.1	7229.7	6127.7	5486.9	5741.7	5948.2	6974.9
30°	10865.8	10832.9	10576.3	10070.6	9111.4	7849.2	6639.2	5816.9	6015.8	6230.0	7333.9
32.5°	11987.0	11971.7	11705.3	11054.9	9991.5	8578.8	7239.3	6253.1	6424.8	6646.8	7849.2
35°	13303.4	13305.2	12990.7	12209.0	10954.6	9427.9	7920.6	6814.8	6922.8	7154.4	8463.0
37.5°	14114.0	14212.4	14094.6	13297.5	12044.9	10377.5	8804.5	7559.7	7490.3	7723.8	9121.0
40°	14287.7	14407.2	14779.8	14374.5	13264.7	11423.5	9588.1	8275.8	8188.9	8474.5	9968.3
42.5°	14044.4	14210.4	14997.9	15283.5	14559.8	12712.7	10641.9	9339.1	9229.2	9613.2	11022.1
45°	13899.7	14023.2	14934.2	15756.3	15683.0	14169.9	11983.3	10674.7	10634.2	11137.9	12238.0
47.5°	13648.8	13760.7	14637.0	15866.4	16343.1	15505.5	13594.7	12307.4	12386.6	13046.6	13610.2
50°	13783.9	13830.2	14304.9	15586.5	16534.2	16483.9	15395.4	14198.9	14469.0	15293.1	15163.8
52.5°	13764.6	13884.2	14266.4	15127.2	16559.2	17088.0	17169.1	16308.3	16877.7	17823.4	16887.3
55°	11128.3	11348.3	13812.8	15011.4	16648.0	17680.5	18747.8	18531.7	19593.1	20695.1	18832.7
57.5°	10626.4	10765.4	12131.8	15254.5	17118.9	18811.5	20504.0	20978.9	22754.4	24034.0	21202.7
60°	10528.0	10699.8	12114.5	15551.7	18074.2	20654.6	23107.6	23941.3	26600.9	28002.1	23951.0
62.5°	10221.1	10406.5	12000.6	15513.2	19431.1	23204.1	26440.7	27091.1	30248.6	31611.1	26249.6
65°	9248.5	9422.2	11072.3	14889.8	20345.8	25925.4	30385.5	29978.3	33128.1	34152.8	27396.1
66°	8582.6	8752.5	10340.8	14156.4	20133.5	26697.4	31782.9	30871.9	33772.6	34575.5	27172.1
67.5°	7364.8	7497.9	8920.3	12514.0	19004.5	26913.5	32958.2	31543.5	33840.2	34123.9	25892.5
70°	4653.2	4691.8	5797.7	8638.6	14386.1	23341.2	31169.1	29876.0	31049.4	30281.3	21706.4
72.5°	2018.8	2005.3	2783.0	4394.6	8144.5	15661.8	25213.2	24651.6	24356.4	22603.8	15194.7
75°	1123.2	1138.6	1445.5	2040.0	3309.9	7692.9	16493.5	15783.3	13326.5	11371.4	6890.0
77.5°	901.3	922.5	1198.5	1447.5	1486.0	2682.7	7718.0	6280.1	3780.8	3034.0	1914.6
80°	712.2	750.7	1046.1	1127.1	1001.7	1105.9	2493.5	1993.6	1495.8	1372.2	992.1
82.5°	563.5	590.5	897.4	853.0	700.6	745.0	1194.7	1163.8	972.7	885.9	573.2
85°	405.3	455.5	737.2	642.7	459.3	501.8	793.2	760.5	557.7	455.5	252.9
87.5°	166.0	216.1	521.1	426.6	256.7	233.5	395.7	372.5	264.4	193.0	125.4
90°	0.0	0.0	0.0	0.0	0.0	0.0	0.0	0.0	0.0	0.0	0.0



REPORT NUMBER: P191504

CATALOG NUMBER: GAN-AF-06-LED-U-T3R-1200-ADJ

CANDELA DISTRIBUTION (continued):

	90°	95°	105°	115°	125°	135°	145°	155°	165°	175°	180°
0°	5820.8	5820.8	5820.8	5820.8	5820.8	5820.8	5820.8	5820.8	5820.8	5820.8	5820.8
2.5°	5815.1	5861.3	5921.1	5957.9	5977.1	5990.6	6011.9	6009.9	6015.8	6017.7	6025.4
5°	5853.6	5930.9	6017.7	6040.8	6040.8	6019.6	5998.4	5963.6	5950.1	5946.2	5950.1
7.5°	5954.0	6038.9	6114.2	6087.2	6029.3	5944.4	5834.3	5737.8	5685.7	5668.4	5664.5
10°	6081.3	6183.6	6214.5	6112.2	5942.4	5737.8	5519.7	5361.5	5270.8	5245.7	5237.9
12.5°	6235.8	6332.3	6289.8	6073.7	5759.0	5429.0	5128.0	4875.1	4685.9	4626.2	4622.3
15°	6405.6	6480.9	6332.3	5954.0	5485.0	4998.6	4462.1	4025.9	3790.4	3715.3	3709.4
17.5°	6563.9	6602.4	6307.2	5745.5	5081.6	4294.2	3582.1	3246.2	3165.1	3184.4	3188.3
20°	6699.0	6699.0	6222.2	5446.4	4446.7	3365.9	2916.2	2910.4	2968.3	3026.2	3037.8
22.5°	6847.5	6758.7	6073.7	5023.7	3547.3	2754.1	2688.4	2742.5	2808.1	2871.8	2881.4
25°	7030.9	6807.0	5867.1	4382.9	2788.8	2501.2	2526.4	2570.8	2603.5	2644.0	2649.9
27.5°	7235.4	6868.8	5595.0	3500.9	2420.2	2343.0	2362.3	2377.7	2373.9	2389.3	2393.2
30°	7480.6	6940.2	5222.5	2736.7	2267.7	2207.9	2173.2	2159.7	2159.7	2184.7	2194.4
32.5°	7808.7	7046.4	4687.9	2344.9	2194.4	2111.4	1999.5	1949.2	1968.6	2053.5	2072.8
35°	8169.6	7160.2	3964.1	2211.7	2179.0	2067.0	1893.3	1800.7	1802.6	1881.7	1906.8
37.5°	8563.3	7305.0	3170.9	2186.7	2213.7	2068.9	1837.3	1710.0	1657.9	1657.9	1667.5
40°	9067.0	7453.5	2566.9	2204.0	2287.0	2092.1	1808.4	1638.6	1491.9	1495.8	1503.4
42.5°	9723.2	7581.0	2242.6	2240.7	2375.8	2122.9	1806.4	1543.9	1416.6	1503.4	1582.6
45°	10452.7	7644.6	2099.8	2273.5	2447.2	2142.3	1775.5	1528.5	1426.3	1684.9	1835.4
47.5°	11292.3	7608.0	2020.6	2285.1	2464.6	2142.3	1740.9	1565.2	1493.8	1951.2	2126.8
50°	12212.9	7501.8	1943.5	2261.9	2458.8	2138.4	1773.7	1601.8	1518.9	1997.5	2119.1
52.5°	13295.6	7413.0	1862.4	2211.7	2418.3	2117.2	1812.3	1586.4	1439.8	1816.1	1901.1
55°	14530.8	7438.1	1771.8	2140.3	2354.5	2076.7	1798.8	1524.7	1356.7	1600.0	1652.1
57.5°	16109.5	7737.3	1663.6	2049.6	2267.7	2009.1	1750.5	1495.8	1331.7	1451.4	1482.3
60°	17871.6	8258.4	1528.5	1959.0	2159.7	1901.1	1713.9	1509.3	1343.2	1439.8	1455.2
62.5°	19164.7	8561.4	1412.7	1825.8	2013.0	1781.4	1667.5	1526.7	1374.1	1480.3	1476.4
65°	19516.0	8063.4	1267.9	1630.8	1814.2	1656.0	1609.6	1545.9	1387.6	1513.1	1495.8
66°	19023.8	7526.9	1204.3	1540.2	1713.9	1594.2	1580.7	1543.9	1381.9	1516.9	1488.0
67.5°	17829.1	6426.8	1094.3	1407.0	1553.7	1501.5	1534.3	1526.7	1366.5	1513.1	1472.5
70°	14540.4	4384.9	936.0	1171.5	1293.1	1322.1	1445.5	1464.9	1316.2	1445.5	1356.7
72.5°	10159.4	2671.1	828.0	909.0	1046.1	1127.1	1324.0	1380.0	1248.7	1262.2	1177.3
75°	4909.9	1418.5	750.7	704.4	812.5	941.8	1177.3	1264.2	1142.5	1055.7	1024.8
77.5°	1530.4	866.5	636.9	567.4	636.9	760.5	984.3	1107.9	1017.1	883.9	872.4
80°	822.1	636.9	490.2	455.5	503.7	596.4	774.0	924.4	874.3	793.2	708.3
82.5°	542.4	413.0	362.8	353.2	384.0	455.5	575.1	766.2	766.2	679.3	494.1
85°	279.9	252.9	249.0	249.0	268.2	303.0	391.8	590.5	629.2	359.0	297.2
87.5°	138.9	144.7	135.1	140.9	150.6	148.6	187.2	297.2	355.1	218.1	181.4
90°	0.0	0.0	0.0	0.0	0.0	0.0	0.0	0.0	0.0	0.0	0.0

(END OF REPORT)